

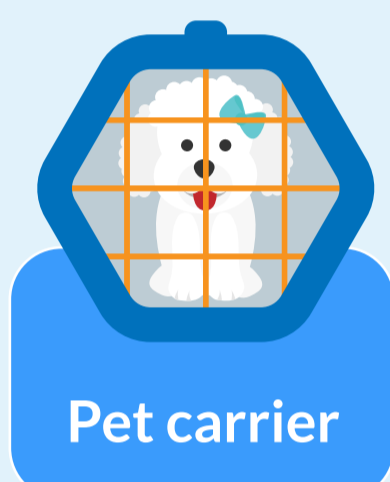


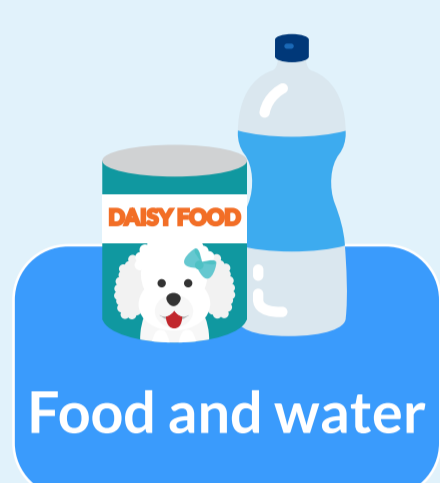




DRIVING WITH PETS

aka
Driving Miss Daisy

WHAT TO BRING ON A TRIP WITH YOUR PET



TOP TIPS FOR DRIVING WITH PETS



Ensure your pet is strapped in, either by a seatbelt harness, dog cage, pet carrier or guard so you know your pet is controlled during the journey.



Take regular breaks and always offer drinking water at appropriate times as well as allowing your pet to exercise when taking a break.



Don't leave your pet alone in the car. They can't cool down as easily as we can and could suffer from heat stroke and dehydration very quickly.




Don't allow your pet to hang their head out of the window while she is moving as this could be dangerous for everyone's safety.



If your pet is not a regular traveller then build up journeys with short trips before planning to embarking on a long journey.


WHAT TO INCLUDE IN YOUR PET FIRST AID KIT

- ✓ Antibiotic ointment
- ✓ Instant cold pack
- ✓ Thermometer
- ✓ Hydrogen peroxide
- ✓ Tweezers
- ✓ Cloth roll
- ✓ Bandages
- ✓ Gauze rolls
- ✓ Gauze pads
- ✓ Cotton swabs



EXTRA ITEMS TO CARRY

Portable litter box (get your pet used to this before the trip)



Favourite chew toy or pillow from home

